Zacks Small-Cap Research

April 4, 2011
Ken Nagy, CFA

www.zacks.com 111 North Canal Street, Chicago, IL 60606

Polar Wireless (BCDI-OTC)

BCDI: Zacks Company Report - Outperform

Current Recommendation	**Outperform**
Prior Recommendation	N/A
Date of Last Change	03/30/2011
Current Price (04/04/11)	$0.62
Target Price	**$1.25**

OUTLOOK

Polar Wireless is a mobile virtual network operator (MVNO), which intends to monetize its proprietary technology. The firm's SIM cards work in conjunction with current providers to eliminate roaming charges without the hassle of changing phone numbers or customer behavior. Fast growing mobile phone technology combined with the uptick in global travel has made the world a very small space, however high costs and hassles still exist. We feel the firm is in the sweet spot of this high growth area. We see value in the shares, yet caution investors it could be several quarters until cash flows are significant.

SUMMARY DATA

52-Week High	**$0.62**
52-Week Low	**$0.50**
One-Year Return (%)	**-12.6**
Beta	**N/A**
Average Daily Volume (sh)	**35,307**
Shares Outstanding (mil)	**68**
Market Capitalization ($mil)	**$41**
Short Interest Ratio (days)	**N/A**
Institutional Ownership (%)	**N/A**
Insider Ownership (%)	**N/A**
Annual Cash Dividend	**$0.00**
Dividend Yield (%)	**0.00**
5-Yr. Historical Growth Rates	
Sales (%)	**N/A**
Earnings Per Share (%)	**N/A**
Dividend (%)	**N/A**
P/E using TTM EPS	**N/A**
P/E using 2011 Estimate	**N/A**
P/E using 2012 Estimate	**N/A**
Zacks Rank	**N/A**

Risk Level	**N/A**
Type of Stock	**N/A**
Industry	**Comm Network So**
Zacks Rank in Industry	**N/A**

ZACKS ESTIMATES

Revenue
(in millions of $)

	Q1 (Mar)	Q2 (Jun)	Q3 (Sep)	Q4 (Dec)	Year (Dec)
2010	0	0	0	0	0 A
2011	0	0	0	0	0 E

Earnings per Share
(EPS is operating earnings before non recurring items)

	Q1 (Mar)	Q2 (Jun)	Q3 (Sep)	Q4 (Dec)	Year (Dec)
2010	$0.00 A	$0.00 A	$0.00 A	$0.00 A	$0.00 A
2011	$0.00 E	$0.00 E	$0.00 E	$0.00 E	$0.00 E

*Polar Wireless corp. is a development stage company that has proprietary technology.

© Copyright 2011, Zacks Investment Research. All Rights Reserved.

KEY POINTS

- Mobile phones have grown exponentially in recent years and projected growth rates in the years ahead will be above average.
- Worldwide travel has experienced a robust turnaround since the global recession of 2009. Corporate travel as well as tourism looks strong over the next several years.
- Roaming charges are still a major issue that haunts the estimated 300 million people who cross borders each year. These charges are expensive, negotiated on a carrier by carrier basis, and often unknown to the consumer.
- Polar Wireless technology attempts to solve the roaming charge problem with a one-time insertion of a micro thin wafer SIM.
- Polar Wireless is the only mobile roaming service that doesn't require the user to change behavior.
- The Pilot Program in Russia is underway and ahead of schedule.

OVERVIEW

Polar Wireless is a mobile virtual network operator (MVNO) that works in conjunction with current providers. The firm's technology eliminates roaming charges while offering competitive calling card rates to its subscribers.

Polar's chip is a multifunctional miniature electronic device for mobile phones. It's an additional thin SIM card to be inserted into the user's cell phone in conjunction with the main, mobile operator's SIM card. Due to its thin, single-chip design, the Polar Wireless chip is compatible with most GSM and even some CDMA cell phones.



Backdrop of Growth

Over the past several years several of the key technologies in the mobile computing industry have matured and improved. Several key technologies have been standardized such as Windows mobile operating systems, Wifi wireless local area networks, and the building out of nationwide wireless data networks.

Market Research Firm IDC estimates units shipped by makers of smartphones globally would increase an estimated 49.2% in 2011. The smartphone sector will represent the area of largest growth in the cell phone market. According to IDC, shipments of smartphones in 2011 are expected to be in the range of 450 million units. This figure represents an increase of 140 million smartphones over the sales total from 2010. Last year's high market growth was due in part to pent-up demand from a challenging 2009, when many buyers held off on mobile phone purchases.

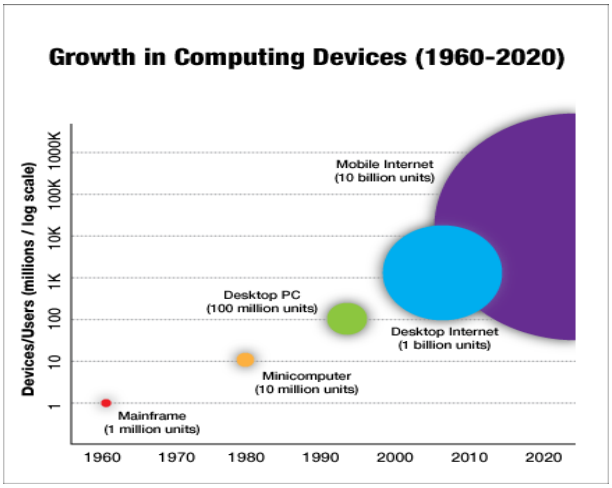

Source; Minneapolis News

Travel Ticks Up

According to the World Travel & Tourism Council (WTTC), Over the next ten years the global Travel & Tourism economy will grow by 4.3% per year, implying its share of the global economy will rise to just over 10%.

Breaking that down to world regions, Asia is set to see growth of 4.2% as China will remain the main engine of global growth over the next decade. India will enjoy a robust recovery following mild slowdown in 2009 whereas Japan's real GDP growth was forecast to increase gradually, reaching a cyclical peak in 2013. (all bets are off after the earthquake, tsunami and nuclear scare)

Europe's expected growth is a bit more muted. This region will only manage a 1.4% growth this year (down 0.2%). Looking at some key countries in this region, the United Kingdom's travel & tourism economy GDP will probably show a contraction when the final 2010 numbers are in, before growth starts to accelerate from 2011, with the 2012 Olympics set to boost activity. France and Spain suffered contraction in 2010 with no real growth apparent until 2012 and Germany's strong visitor arrival growth will unfortunately be offset by weak outlook for investment.

Looking at the USA, despite sharp growth in foreign visitor arrivals, recovery in 2010 was offset by very weak investment and business travel, but long-term growth prospects for domestic (2.1 billion trips in 2010, of which 50% overnight) and inbound arrivals are optimistic.

Demand for business travel has steadily increased over the past 15 months, bringing renewed vitality—but also increased price pressure—to the business travel marketplace. As demand continues to strengthen and new hotel openings stall, U.S. hotel rates in 2011 will increase 4.2 percent year over year, with a 6.1 percent increase in the upper upscale segment and a 7.4 percent increase in the luxury tier, according to STR forecasts. The hospitality research firm said increases would accelerate in 2012, with hikes of 6.8 percent in U.S. average daily rates, 8.4 percent in the upper upscale tier and 11.5 percent in the luxury tier.

Looking in on Marriott International's fourth-quarter earnings call, president and COO Arne Sorenson said smaller markets are beginning to see the rate growth that already began in gateway cities. "We've got occupancy growth in most markets in the United States, including secondary and tertiary markets," he said. "The rate growth is a bit more modest than it is in the primary markets at the moment, but it will come."

Combine the growth in mobile phones with the number of people and businesses crossing borders (company estimates 800 million, 300 million cell users) and the potential of a roaming charge solution becomes apparent. The global roaming market according to market research firm Informa, is estimated to be a $23 billion dollar worldwide market, with 300 million roamers using approximately 22 billion calling minutes. This market is set to grow 70 billion minutes likely handcuffing international business travelers, long distance callers, international students, and foreign nationals.

How Roaming Charges Work and Why it's so Expensive

A call consists of two parts—the voice or data transmission, and then an accompanying signal transmission. Only if you're overseas, that signal transmission travels a lot farther than the rest of the call. Say you're in London, and you're meeting a friend for dinner. You need to call him. If you're using a British-bought phone, this is what happens: Your phone will transmit a signal transmission to your carrier, which includes information about the phone, length of call, destination number and geographical location. This signal is passed along to the recipient's phone as well, to identify the caller. Your phone will then transmit a voice signal to your carrier, which is then routed to the recipient's carrier, and then to their phone. The call is connected, the carrier knows how much call time you've used, and you're charged according to your contract—the one you signed when you got your phone, or a special one you agreed to before travel.

But let's say you call your friend in London from your *American* phone, on, say, AT&T. Here's what happens then: Your phone transmits a signal transmission—location, length, destination—to the local carrier of your provider's choice. The local carrier passes the signal transmission overseas to AT&T, which passes it back to your recipients British carrier, and then to his phone. The voice signal travels straight from your new British carrier to your recipient's British carrier.

International roaming is built on a shoddy patchwork of contracts, negotiated on a carrier-by-carrier basis, totally out of view. If an American carrier wants to make sure its customers can use their phones all over the world, they need to ink separate contracts with dozens—if not hundreds—of carriers across the globe. If you place a call in another country, what you pay is based almost entirely on what the native carrier has decided to charge your carrier rent access. **(Source Gizmodo)**

From a business standpoint it makes sense for a foreign carrier to gouge American carriers and consumers. It's just good business, and adds up to serious money. By the time your carrier has finished paying its foreign partner, they already *look* like they're ripping you off, so there really isn't a whole lot of room to charge customers more. You carrier makes money on your roaming calls, sure, but they're not the reason it hurts so much. Not directly.

It gets worse: The one force that should keep prices down—competition—often doesn't exist. Many countries have highly regulated or monopolistic wireless providers, meaning that an American carrier looking for a partner might just have one or two choices. Throw in the fact that said country might not support the America carrier's wireless standard, like Verizon and Sprint's CDMA or AT&T and T-Mobile's GSM, and there aren't many options. Imagine a foreign carrier looking for a partner in the US. If it's a GSM carrier, it'll have to settle on AT&T or T-Mobile. That's just *two choices,* in one of the biggest countries on Earth.

The way this balances out, naturally, is with American carriers charging sky-high fees to foreign carriers for *their* visitors. (If a UK carrier wants to charge $2 a minute to route a call from an American phone, then they shouldn't expect a better deal when the tables are turned.) But while this provides broad balance for the businesses, you, Phone-Using Human, are only interested in the half of the arrangement that concerns you. So from a customer's standpoint, we lose all the time.

Eliminating Roaming

This solution requires an easy, one-time insertion of a micro thin wafer SIM (the "Global Key") between the carrier SIM and the handset. The Global Key is invisible while the user is in the home market and only activates when the user travels outside the home network. While outside the home network, the Global Key activates, allowing friends, family and associates to call the home number which will ring customers wherever they are in the world. Additionally, the traveling customer can seamlessly make and receive calls in every country without paying his or her mobile operator back home. In effect, every use of the customer's mobile device outside the home network becomes local.

Polar's micro SIM is less than .45mm thick, and slides behind the primary SIM. The chip enables subscribers to travel the world and take advantage of affordable rates along with free incoming calls in over 40 countries. Every call becomes local.

We feel the key is that consumer behavior does not have to change. Customers will continue dialing directly with the cell phone as they usually do. No need to change the user habit, no need to learn new buttons and menus, no need to dial local access numbers and pin codes. According to the number dialed, Polar Wireless will choose the most cost effective voice route to place the call through.

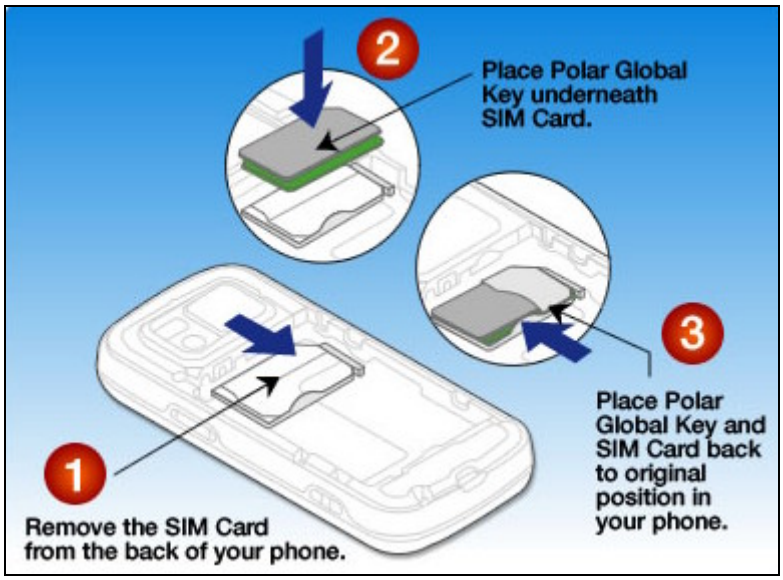

Once it is in, How Does it Work?
The Customer dials the number (or selects it from contact / recent calls list) on his cell phone. Polar Wireless recognizes the call placed and automatically sends an electronic order over GPRS or SMS to the switching system. In about a second, Polar Wireless connects the customer to the destination. This gives users a full mobile service (voice, SMS, MMS, data) along with savings of 60% - 80% while roaming.

The Pilot
The firms pilot launch targeted Russia with 50,000 SIMs. This included marketing partnerships with Euroset (which can be thought of as the Russian Best Buy) and Bonus (marketer). The launch was national and is expected to generate sales volumes in excess of the initial production of 50,000 SIM's.

On February 8th 2011 Polar announced the execution of an agreement with SKT-Project in Russia. SKT will act as a general distributor of Polar's products and will represent Polar in the territories of the Russian Federation , ex-USSR countries, and Eastern Europe (Azerbaijan, Armenia, Belarus, Bulgaria, Bosnia and Herzegovina, Hungary, Kazakhstan, Kyrgyzstan, Macedonia, Moldova, Poland, Russia, Romania, Serbia, Slovakia, Slovenia, Tajikistan, Turkmenistan, Uzbekistan, Ukraine, Croatia, Czech Republic). SKT-Project is responsible for providing technical assistance, customer support, financial services and logistics for Polar in the above-mentioned territories. These combined territories currently represent over 350 million wireless subscribers, with forecasts showing this figure to exceed 400 million wireless subscribers in 2014.

Time Line of a Product

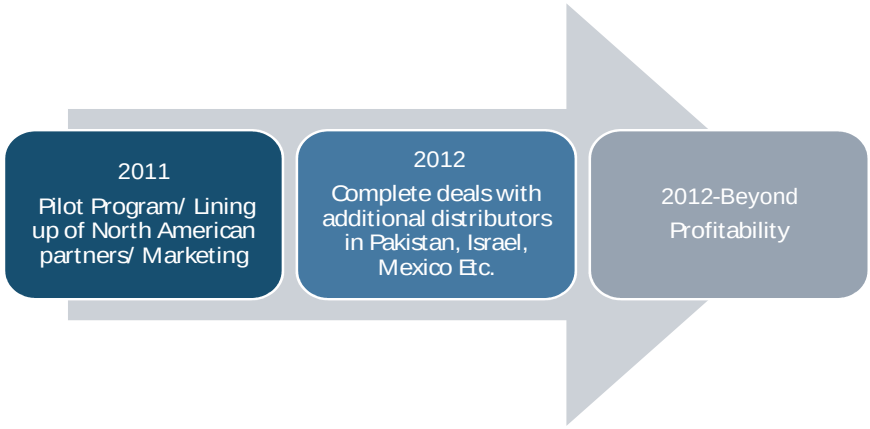

Milestones
As of today the firm has Alpha tested the Polar 1 SIM and confirmed it is ready for commercial launch. The first 15,000 SIMs have been shipped to Russia. The firm has also,

- Set up a production line capable of producing 300,000 SIMs per year. This can be scaled quickly for additional orders.
- Completed a custom built operating system for reporting, billing and tracking each Polar SIM account.
- Integrated multiple payment options such as PayPal, Credit Cards and Webpay.
- Completed negotiations with a major distribution partner.

What's Next
Over the next 18 months the firm has a number of milestones it wishes to hit. Polar will attempt to complete deals with additional distributors in Pakistan, Israel, Estonia, Ukraine, North America and Mexico as well as integrate with North American Carriers to provide multiple IMSI solutions.

Additionally the firm will

- Attempt to sign up additional carriers in major markets. (Russia, Israel, North America)
- Add several departments.
- Complete updates to infrastructure.

INDUSTRY OUTLOOK

INDUSTRY OUTLOOK - Positive

The outlook for the telecommunications equipment industry is Positive. Fundamentals bottomed in 2009 and the top-lines of the group have moved higher on signs of a sustained economic recovery. Long-term growth prospects for the group are favorable.

Gartner has raised its outlook for 2011 global IT spending from its previous forecast of 3.5% growth. In 2010, the IT industry performed better than Gartner's previous forecast of 3.2% growth. Gartner analysts said currency exchange rate fluctuations have continued to affect the U.S. dollar-denominated forecast.

Of the 2.2 percentage point increase in IT spending growth in 2010, 1.6% is attributable to the recent devaluation of the U.S. dollar against other currencies.

Aided by favorable U.S. dollar exchange rates, global IT spending growth is expected to exceed 5% in 2010, but a similar level of growth in 2011 — while forecast — is far from certain, given continued macroeconomic uncertainty. While the global economic situation is improving, the recovery is slow and hampered by a sluggish growth outlook in the important mature economies of the U.S. and Western Europe. There are also growing concerns about the ability of key emerging economies to sustain relatively high growth rates. Nevertheless, as well as a fundamental enabler of cost reduction and cost optimization, investment in IT is seen increasingly as an important element in business growth strategies. As the global economy repairs itself in coming years, we are optimistic about continued healthy spending on IT.

The telecom equipment market is poised for the strongest growth in 2011; with worldwide telecom equipment spending forecast to grow 9.1%. Strong sales of mobile devices in the third quarter of 2010, driven by smartphones in mature markets and white box devices in emerging markets, as well as stronger local currencies, resulted in an upward revision of Gartner's forecast.

INDUSTRY POSITION

In the summer of 2007 the European Commission announced the introduction of Eurotariff which has made roaming charges considerably cheaper within the European Union. Eurotariff set limits on the prices that mobile phone operators can charge for calls both made and received in countries that are within the European Union. For mobile calls made abroad from summer 2008 the price was set at 46 cents per minute and for calls received it is set at 22 cents per minute. (All prices in Euros) Looking at a two year window of time, the prices set gradually decreased from 2007 to 2009. All mobile phone operators within the European Union are legally obliged to offer the Eurotariff.

Polar is the only solution in the space that does not require the user to change behavior.

Cross Border solutions and “like home” are higher cost solutions yet users face limited coverage.

Traditional Tier 1 and GSMA Roaming often times equal a higher cost for all parties and a limited home network mobile number.

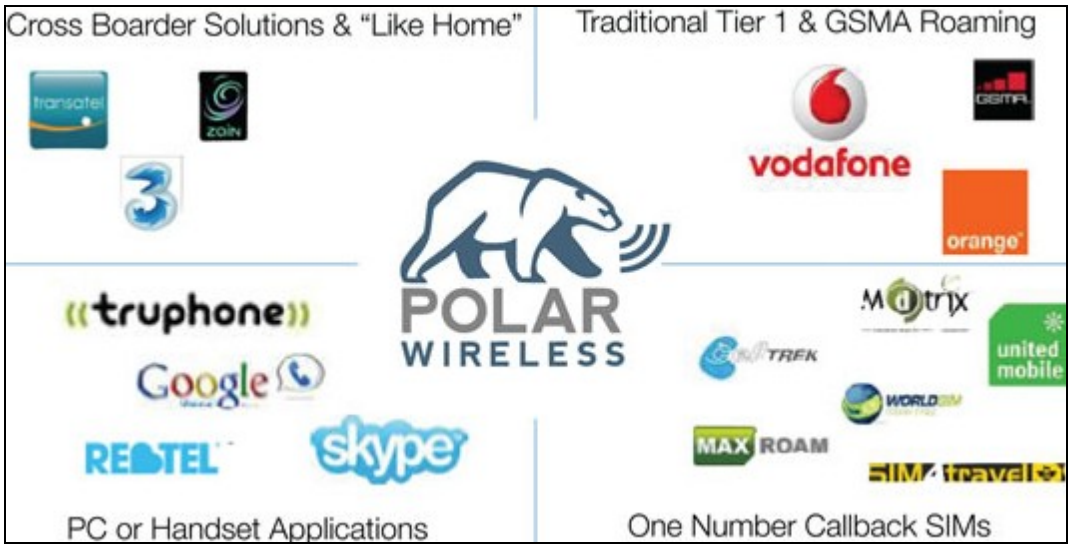

One number call back SIMS such as Max Roam or United Mobile Solutions offer low cost single number call back solutions but the user often needs an extra handset or they may lose access to their home number.

PC or Handset Applications offer such as Skype or TruPhone can be low cost yet device dependent or offer limited mobility. For instance Skype can need an expensive data connection when roaming.

RECENT NEWS

On February 3, 2011 the firm announced the opening of its data and customer call centre in Russia to service the needs of its customers in Russia and the surrounding states. The launch in the region is due to the high concentration of active mobile users who are frequently in roaming mode. Russia currently has over 200 million mobile subscribers and is expected to grow to 242 million in 2014.

On January 5th 2011 The firm announced that it has entered into a definitive agreement to acquire all of the outstanding common shares of 2230354 Ontario Inc. 2230354 was a privately-held Ontario, Canada company that developed a proprietary solution that eliminates global roaming fees for all GSM mobile handsets for Voice, Data and SMS.

VALUATION

We feel the firm should outperform the overall industry and similar firms given the fact that both growth in travel and mobile phones has created a perfect storm of high roaming charges. These charges are expected to climb in the years ahead and Polar has the only solution which does not require customer behavior to change.

To value the firm we conservatively projected earnings out over ten years with two stages of growth. These stages consist of a high growth rate in the first ten years and a stable growth rate in the later years. This stable growth rate is in the later years will be more in line with the economy's overall growth. We then arrived at a value using a discounted cash flow model and relative valuation model. Since the firm is in the development stages (more risky) and the number of assumptions in the model is significant we used above average discount rates and below average relative valuation multiples. Beyond the conservative inputs we also projected several different models ranging from very successful to sluggish stubborn growth.

Metric	Conservative Assumptions	Aggressive Assumptions
DCF (Muted Growth)	$0.85	$1.25
DCF (Average Growth)	$0.99	$1.43
DCF (Strong Growth)	$1.04	$1.60
Relative Valuation (Muted Growth)	$1.05	$1.31
Relative Valuation (Average Growth)	$1.27	$1.51
Relative Valuation (Strong Growth)	$1.38	$1.74

With these inputs we arrive at a range of $0.85 per share to $1.74. We conservatively value the firm's shares at $1.25. Since this is a development company, the characteristics of the payoff on the firms stock could be similar to that of a call option. Investors with a high tolerance for risk and patience could be rewarded.

RISKS

- In order to continue as a going concern, the company will need additional capital resources.
- Over the next several months, the company intends to launch new products; getting buy in from customers will be important.
- The prospect of a double dip recession or muted growth in the overall economy could impact the company.

HISTORICAL ZACKS RECOMMENDATIONS

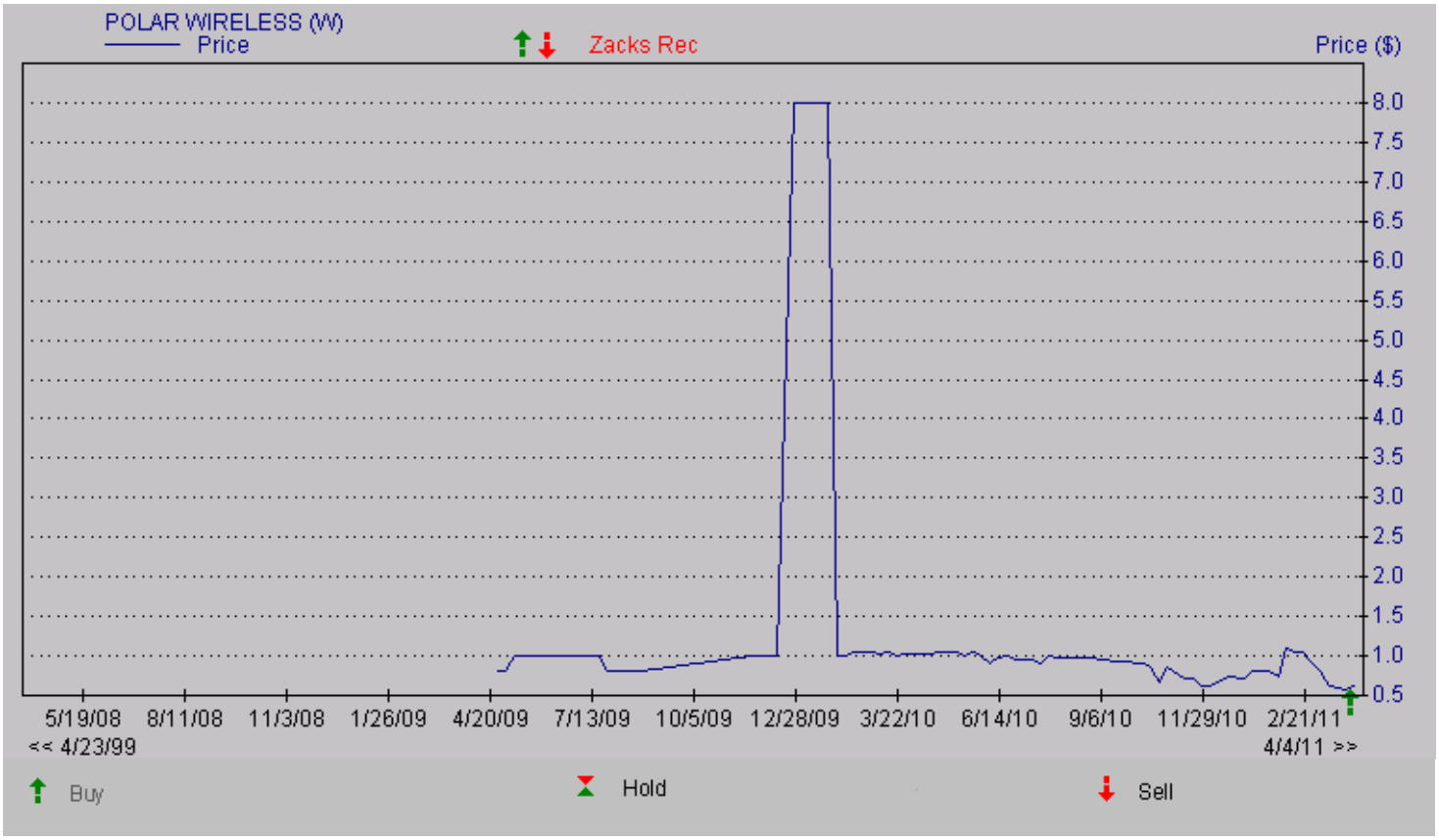

DISCLOSURES

Zacks SCR certifies that all of the views expressed in our reports or blogs accurately reflect the personal views of the analyst or analysts contributing to the report or blog about the subject company or companies and its or their securities. We also certify that no part of an analysts' compensation was, is or will be, directly or indirectly, related to the specific recommendations or views expressed in any report or blog.

The following disclosures relate to relationships between Zacks Investment Research ("ZIR") and Zacks Small-Cap Research ("Zacks SCR") and the companies covered by the Zacks SCR analysts in the Small-Cap Universe.

ZIR or Zacks SCR Analysts do not hold shares in the companies in which they cover. Each analyst has full discretion on the rating and price target based on their own due diligence. Analysts are paid in part based on the profitability of Zacks SCR, which includes payments received for non-investment banking revenues and services.

ZIR and Zacks SCR do not make a market in any stock. Zacks SCR has never received compensation for investment banking services on the small-cap universe. Zacks SCR does not expect received compensation for investment banking services on the small-cap universe. Zacks SCR has received compensation for non-investment banking services on the small-cap universe. Zacks SCR expects to receive additional compensation for non-investment banking services on the small-cap universe. Non-investment banking services include investor relations services and software, financial database analysis, advertising services, brokerage services, advisory services, investment research, and investment management.

Additional information is available upon request. Zacks SCR reports are based on data obtained from sources we believe to be reliable, but is not guaranteed as to accuracy and does not purport to be complete. Because of individual objectives, the report should not be construed as advice designed to meet the particular investment needs of any investor. Any opinions expressed by Zacks SCR Analysts are subject to change. Reports are not to be construed as an offer or the solicitation of an offer to buy or sell the securities herein mentioned. Zacks SCR uses the following rating system for the securities it covers. Buy/Outperform: The analyst expects that the subject company will outperform the broader U.S. equity market over the next one to two quarters. Hold/Neutral: The analyst expects that the company will perform in line with the broader U.S. equity market over the next one to two quarters. Sell/Underperform: The analyst expects the company will underperform the broader U.S. Equity market over the next one to two quarters.

The current distribution of Zacks Ratings is as follows on the 1023 companies covered: Buy/Outperform- 15.2%, Hold/Neutral- 77.8%, Sell/Underperform – 6.1%. Data is as of midnight on the business day immediately prior to this publication.